

**Force Engineering & Testing**  
19530 Ramblewood Drive  
Humble, Texas 77338  
Phone: (281) 540-6603 FAX: (281) 540-9966  
Website: [www.forceengineeringtesting.com](http://www.forceengineeringtesting.com)

**Product Evaluation Report**  
**GUARDIAN METALS, LLC**

**Minimum 29 Ga. Rib-Tech Roof Panel over 1x4 Wood Purlins over 15/32”  
Plywood**

**Florida Product Approval # 42457.4**


Florida Building Code 2023  
Per Rule 61G20-3  
Method: 1 –D


Category: Roofing  
Subcategory: Metal Roofing  
Compliance Method: 61G20-3.005(1)(d)  
NON HVHZ

**Product Manufacturer:**  
**Guardian Metals, LLC**  
450042 State Road 200  
Callahan, Florida 32011


**Engineer Evaluator:**  
**Johnathan Green, P.E. #88223**  
Florida Evaluation ANE ID: 12901

**Contents:**  
**Evaluation Report: Page 1 - 3**  
**Installation Detail: Page 4**

  
OCT 11 2023



THIS DOCUMENT HAS BEEN DIGITALLY SIGNED AND SEALED BY JOHNATHAN GREEN ON THE DATE ADJACENT TO THE SEAL.  
  
PRINTED COPIES OF THIS DOCUMENT ARE NOT CONSIDERED SIGNED AND SEALED AND THE SIGNATURE MUST BE VERIFIED ON ANY ELECTRONIC COPIES.



**Force Engineering & Testing**

19530 Ramblewood Drive  
Humble, Texas 77338

Phone: (281) 540-6603 FAX: (281) 540-9966

Website: [www.forceengineeringtesting.com](http://www.forceengineeringtesting.com)


- Compliance Statement:** The product as described in this report has demonstrated compliance with the Florida Building Code 2023, Sections 1504.3.2, 1504.7.
- Product Description:** Rib-Tech Panel Minimum 29 Ga. Steel, 36" coverage, through fastened roof panel fastened into 1x4 wood purlins over one layer of asphalt shingles (optional) over minimum 15/32" APA Plywood decking. Non-Structural Application.
- Panel Material/Standards:** Material: 29 Ga. Steel conforming to Florida Building Code 2023 Section 1507.4.3.  
Yield Strength: Min. 80.0 ksi  
Corrosion Resistance: Panel Material shall comply with Florida Building Code 2023, Section 1507.4.3.
- Panel Dimension(s):** Thickness: 0.0145" (Nominal)  
Width: 36" maximum coverage  
Rib Height: 3/4" major rib at 9" O.C.
- Panel Fastener:** #10-12 x 1 1/2" HWH Panel-Tite Burr Buster with washer or approved equal.  
Corrosion Resistance: Per Florida Building Code 2023, Section 1507.4.4.
- Substrate Description:** Min. 1x4 No. 2 SYP wood purlins over maximum one layer of asphalt shingles/felt paper (optional) over Min. 15/32" thick, APA Rated plywood over supports at maximum 24" O.C. The 1x4 wood purlins attached through decking into rafters with (2) #10 x 3" deck screws at 24" O.C. maximum. Substrate must be designed in accordance w/ Florida Building Code.

**Allowable Design Uplift Pressures:**

Table "A"

<b>Maximum Allowable Uplift Design Pressure:</b>	108.5 psf	146.0 psf	183.5 psf
<b>Fastener Pattern:</b>	9"-9"-9"-6"-3"	9"-9"-9"-6"-3"	9"-9"-9"-6"-3"
<b>Fastener Pattern Spacing:</b>	24" O.C.	18" O.C.	12" O.C.

\*Design Pressure includes a Safety Factor = 2.0.



## Force Engineering & Testing


19530 Ramblewood Drive

Humble, Texas 77338

Phone: (281) 540-6603 FAX: (281) 540-9966

Website: [www.forceengineeringtesting.com](http://www.forceengineeringtesting.com)

<b>Code Compliance:</b>	The product described herein has demonstrated compliance with The Florida Building Code 2023, Section 1504.3.2, 1504.7.
<b>Evaluation Report Scope:</b>	The product evaluation is limited to compliance with the structural wind load requirements of the Florida Building Code 2023, as relates to Rule 61G20-3.
<b>Performance Standards:</b>	The product described herein has demonstrated compliance with: <ul style="list-style-type: none"><li>▪ UL 580-06 - Test for Uplift Resistance of Roof Assemblies</li><li>▪ UL 1897-2015 - Uplift Test for Roof Covering Systems</li><li>▪ FM 4471-92 - Foot Traffic Resistance Test</li></ul>
<b>Reference Data:</b>	<ol style="list-style-type: none"><li>1. UL 580-06 / 1897-2015 Uplift Test Force Engineering &amp; Testing (FBC Organization # TST-5328) Report No. 790-0119T-23.</li><li>2. FM 4471-10, Section 4.4 Foot Traffic Resistance Test Force Engineering &amp; Testing (FBC Organization # TST-5328) Report No. 790-0119T-23.</li><li>3. Certificate of Independence By Johnathan Green, P.E. #88223</li></ol>
<b>Test Standard Equivalency:</b>	The FM 4471-10, Foot Traffic Resistance test standard is equivalent to the FM 4471-92, Foot Traffic Resistance test standard.
<b>Quality Assurance Entity:</b>	The manufacturer has established compliance of roof panel products in accordance with the Florida Building Code and Rule 61G20-3.005 (3) for manufacturing under a quality assurance program audited by an approved quality assurance entity.
<b>Minimum Slope Range:</b>	Minimum Slope shall comply with Florida Building Code 2023, including Section 1507.4.2 and in accordance with Manufacturers recommendations. For slopes less than 3:12, lap sealant must be used in the panel side laps.
<b>Installation:</b>	Install per manufacturer's recommended details.
<b>Underlayment:</b>	Per Florida Building Code 2023, Section 1507.1 and manufacturer's installation guidelines.
<b>Roof Panel Fire Classification:</b>	Fire classification is not part of this evaluation.
<b>Shear Diaphragm:</b>	Shear diaphragm values are outside the scope of this report.
<b>Design Procedure:</b>	Based on the dimensions of the structure, appropriate wind loads are determined using Chapter 16 of the Florida Building Code 2023 for roof cladding wind loads. These component wind loads for roof cladding are compared to the allowable pressure listed above. The design professional shall select the appropriate erection details to reference in his drawings for proper fastener attachment to his structure and analyze the panel fasteners for pullout and pullover. Support framing must be in compliance with Florida Building Code 2023 Chapter 22 for steel, Chapter 23 for wood and Chapter 16 for structural loading.



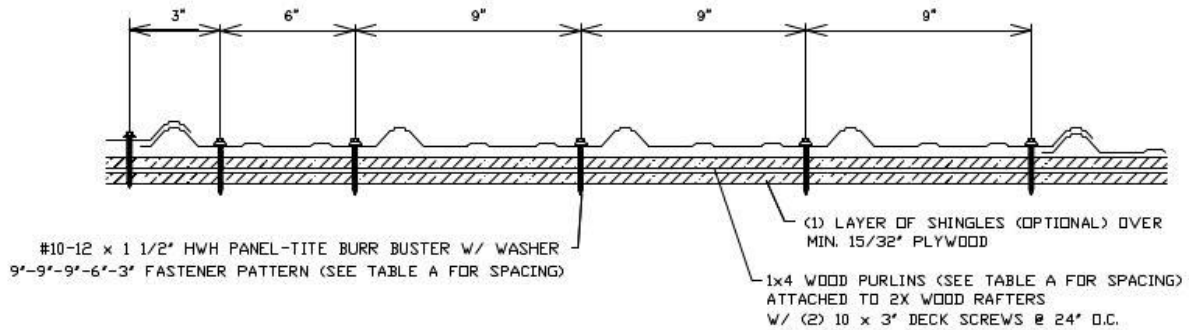
**Force Engineering & Testing**

19530 Ramblewood Drive  
Humble, Texas 77338

Phone: (281) 540-6603 FAX: (281) 540-9966

Website: [www.forceengineeringtesting.com](http://www.forceengineeringtesting.com)

**FASTENER PATTERN AT PANEL INTERIOR**



**FASTENER PATTERN AT PANEL ENDS**

